
Année scolaire
2016- 2017

Classe de M. Darside



English notebook
Cahier d'anglais

Ce2

SUMMARY

- LV 01 :** the alphabet / spelling words
- LV 02 :** Cardinal numbers / Les nombres cardinaux
- LV 03 :** Ordinal numbers / Les nombres ordinaux
- LV 04 :** ordering, arranging/ classer, ranger
- LV 05 :** Calculation/ Calcul
- LV 06 :** Colours/ Les couleurs
- LV 07 :** The days of the week/Les jours de la semaine
- LV 08 :** Months of the year/Les mois de l'année
- LV 09 :** What is the date today ?/Quel jour sommes-nous aujourd'hui
- LV 10 :** The school supplies /Les fournitures scolaires
- LV 11 :** Others classroom supplies/ Autre matériel de classe
- LV 12 :** the instructions /les consignes
- LV 13 :** English speaking countries/ Les pays de langue anglaise

SUMMARY

INTRODUCTION:

UNIT 1

- PART 01 :** Hello ! What's your name ? (*se présenter*)
- PART 02 :** What's your phone number ? (*découvrir et manipuler les nombres*)
- PART 03 :** How old are you ? (*donner son âge et demander l'âge de quelqu'un*)
- PART 04 :** What is it ? (*découvrir des objets*)
- PART 05 :** CIVILIZATION : Hallowe'en
- PART 06 :** SING A SONG : " morning has broken "

UNIT 2

- PART 01 :** Colours (*identifier des couleurs*)
- PART 02 :** Nature (*découvrir le vocabulaire de la nature*)
- PART 03 :** Feelings (*exprimer des sentiments*)
- PART 04 :** Animals (*Identifier des animaux et les décrire*)
- PART 05 :** CIVILIZATION : Christmas
- PART 06 :** SING A SONG : " colours "

UNIT 3

- PART 01 :** Let's have breakfast (*décrire un petit déjeuner anglais*)
- PART 02 :** Let's have a shower (*Nommer les différentes parties du corps*)
- PART 03 :** Let's get dressed (*identifier des vêtements*)
- PART 04 :** Let's go shoppings (*identifier des vêtements*)
- PART 05 :** CIVILIZATION : Carnival
- PART 06 :** SING A SONG : " Doh, Re and me "

UNIT 4

- PART 01 :** Hobbies (*Manipuler des verbes d'action*)
- PART 02 :** Sports (*Nommer des sports*)
- PART 03 :** Let's warm up ! (*Manipuler des verbes d'action*)
- PART 04 :** Music (*identifier des instruments de musique*)
- PART 05 :** CIVILIZATION : Typical sports/St-Patrick
- PART 06 :** SING A SONG : " Who is Simon ? "

UNIT 5

- PART 01 :** The days of the week (*Connaître les jours de la semaine*)
- PART 02 :** The months of the year (*Se repérer sur un calendrier*)
- PART 03 :** What's the weather like ? (*Décrire le temps qu'il fait*)
- PART 04 :** What's the season ? (*parler des différentes saisons*)
- PART 05 :** CIVILIZATION : A weekend in London
- PART 06 :** SING A SONG : " Hi ! Good morning ! "

LV 01 :

The Alphabet / L'alphabet



LV 02 :**Cardinal numbers / Les nombres cardinaux**

En anglais, on utilise un point à la place de la virgule :

0,1 zéro **virgule** un → 0.1 : zero **point** one

2,5 deux **virgule** cinq → 2.5 : two **point** five

6,03 six **virgule** zéro trois → 6.03 : six **point** zero three

0 : zero	10 : ten	20 : twenty
1 : one	11 : eleven	21 : twenty-one
2 : two	12 : twelve	22 : twenty-two
3 : three	13 : thirteen	23 : twenty-three
4 : four	14 : fourteen	24 : twenty-four
5 : five	15 : fifteen	25 : twenty- five
6 : six	16 : sixteen	26 : twenty- six
7 : seven	17 : seventeen	27 : twenty- seven
8 : eight	18 : eighteen	28 : twenty- eight
9 : nine	19 : nineteen	29 : twenty- nine

30 : thirty	40 : forty	50 : fifty
31 : thirty-one	41 : forty-one	51 : fifty-one
32 : thirty-two	42 : forty-two	52 : fifty-two
33 : thirty-three	43 : forty--three	53 : fifty-three
34 : thirty-four	44 : forty--four	54 : fifty-four
35 : thirty-five	45 : forty--five	55 : fifty-five
36 : thirty-six	46 : forty--six	56 : fifty-six
37 : thirty-seven	47 : forty--seven	57 : fifty-seven
38 : thirty-eight	48 : forty--eight	58 : fifty-eight
39 : thirty-nine	49 : forty--nine	59 : fifty-nine

60 : sixty	70 : seventy	80 : eighty
61 : sixty-one	71 : seventy-one	81 : eighty-one
62 : sixty-two	72 : seventy -two	82 : eighty-two
63 : sixty-three	73 : seventy-three	83 : eighty-three
64 : sixty-four	74 : seventy-four	84 : eighty-four
65 : sixty-five	75 : seventy-five	85 : eighty-five
66 : sixty-six	76 : seventy-six	86 : eighty-six
67 : sixty-seven	77 : seventy-seven	87 : eighty-seven
68 : sixty-eight	78 : seventy-eight	88 : eighty-eight
69 : sixty-nine	79 : seventy-nine	89 : eighty-nine

90 : eighty	100 : one hundred
91 : eighty-one	101 : one hundred and one
92 : eighty-two	...
93 : eighty-three	110 : one hundred and ten
94 : eighty-four	111 : one hundred and eleven
95 : eighty-five	...
96 : eighty-six	120 : one hundred and twenty
97 : eighty-seven	130 : one hundred and thirty
98 : eighty-eight	...
99 : eighty-nine	190 : one hundred and eighty

200 : two hundred
300 : three hundred

...

900 : nine hundred

En anglais, on utilise une virgule pour séparer les centaines des milliers et pas un point :

1 000 → 1,000 : one thousand

2 007 → 2,007 : two thousand and seven

LV 03 :**Ordinal numbers / Les nombres ordinaux**

A partir de 4^{ème}, on forme le nombre ordinal à partir du nombre cardinal, auquel on ajoute '-th'

Exemple: 7 = seven => 7^e = seventh

1 ^{er} : first	11 ^{ème} : eleventh	21 : twenty-first
2 ^{ème} : second	12 ^{ème} : twelfth	22 : twenty-second
3 ^{ème} : third	13 ^{ème} : thirteenth	23 : twenty-third
4 ^{ème} : fourth	14 ^{ème} : fourteenth	24 : twenty-fourth
5 ^{ème} : fifth	15 ^{ème} : fifteenth	25 : twenty-fifth
6 ^{ème} : sixth	16 ^{ème} : sixteenth	26 : twenty-sixth
7 ^{ème} : seventh	17 ^{ème} : seventeenth	27 : twenty-seventh
8 ^{ème} : eighth	18 ^{ème} : eighteenth	28 : twenty-eighth
9 ^{ème} : ninth	19 ^{ème} : nineteenth	29 : twenty-ninth
10 ^{ème} : tenth	20 : twentieth	30 : thirtieth
		31 : thirty first

40 : fortieth
 50 : fiftieth
 60 : sixtieth
 70 : seventieth
 80 : eightieth
 90 : ninetieth
 100 : one hundredth
 200 : two hundredth

LV 04 :**ordering, arranging/ classer, ranger**

$9 > 5$: nine **is greater than** five $2 < 4$: two **is less than** four

LV 05 :**Calculation/ Calcul**


$8 + 2 = 10$: 8 **plus** 2 **equals** 10

$9 - 3 = 6$: 9 **minus** 3 **equals** 6

$7 \times 3 = 21$: 7 **times** 3 **equals** 21 ou 7 **multiplied by** 3 **equals** 21

$20 : 4 = 5$ 20 **divided by** 4 **equals** 5

LV 06 :**Colours/ Les couleurs**

black		white	
red		blue	
pink		yellow	
green		orange	
brown		purple	
		grey	

LV 07 :**The days of the week
Les jours de la semaine**

Monday : lundi
Tuesday : mardi
Wednesday : mercredi
Thursday : jeudi
Friday : vendredi
Saturday : samedi
Sunday : dimanche

Pour les jours en anglais, je n'oublie pas la majuscule, alors qu'elle n'est pas nécessaire en français.

LV 08:**Months of the year
Les mois de l'année**

January : janvier	July : juillet
February : février	August : août
March : mars	September : septembre
April : avril	October : octobre
May : mai	November : novembre
June : juin	December : décembre

Pour les mois en anglais, je n'oublie pas la majuscule, alors qu'elle n'est pas nécessaire en français.

LV 09 :**What is the date today ?
Quel jour sommes-nous aujourd'hui**

exemple: vendredi 9 septembre 2016

A l'écrit, il y a 2 systèmes d'écriture :

Système britannique: Friday 9th September 2016
 OU Friday 9 September 2016

Système américain: Friday, September 9 2016
 Ou Friday, September 9th 2016

A l'oral, on lit généralement :

Friday, the ninth of September 2016
 (le jour, puis le rang, puis le mois et enfin l'année.)

Pour lire l'année à l'oral, la règle la plus courante:

- On coupe la date en 2 éléments:
19 | 97 = nineteen ninety-seven
- à partir de l'an 2000, on lit la date comme un nombre ordinaire:

ANGLAIS BRITANNIQUE: 2001 = two thousand AND one
 ANGLAIS AMERICAIN: 2001 = two thousand one

today : Aujourd'hui **tomorrow** : demain **yesterday** : hier

the day after tomorrow : après-demain

the day before yesterday : avant-hier

the following day : le lendemain

LV 10:**The school supplies /Les fournitures scolaires**

a school agenda
un agenda scolaire




a notebook
an exercise book
a copy book
un cahier d'exercice




a pencil case
une trousse



a math book
un livre de math



a french book
un livre de français



a set square
une équerre



a ruler
une règle



a pencil sharpener
un taille à crayon



a glue stick
un bâton de colle



a whiteboard
Velleda
une ardoise Velleda



a Velleda marker
un feutre Velleda




a pen
un stylo



a highlighter
un surligneur



a pencil
un crayon à papier



a compass
un compas



a pair of scissors
une paire de ciseaux



a white eraser
une gomme blanche



colouring pencils
des crayons de couleurs



colouring felt pens
des feutres



a plastic flap folder
une pochette
plastique

		
a ring binder un grand classeur	white sheets des feuilles blanches	dividers des intercalaires
		
clear pockets des pochettes transparentes	a recorder une flûte à bec	cleats des chaussures à crampons
		
a pair of shin guards une paire de protège-tibias	a pair of football socks une paire de chaussettes de football	a short un short

LV 11

Others classroom supplies
Autre matériel de classe

		
a blackboard un tableau noir	a whiteboard un tableau blanc	a table une table
		
a chair une chaise	a paintbox : un boîte de peinture	a paintbrush un pinceau
		
a stapler une agrafeuse	staples des agrafes	a paper basket une corbeille à papier
		
a fountain pen un stylo à plume	3 cartridges 3 cartouches	

LV 12:
the instructions /les consignes

Discipline La discipline générale

- 14) **Get into pairs** Mettez-vous par deux
- 15) **Get into group of three.** Mettez-vous par trois.
- 16) **Take off your coats !** Enlevez vos manteaux !
- 17) **Let's go in !** Entrez en classe ! (Entrez !)
- 18) **Go out !** Sortez !
- 7) **Hurry up !** Dépêchez-vous !
- 8) **Stop fidgeting !** Arrête de remuer !
- 9) **Stop talking !** Arrête de parler !
- 10) **Stop it !** Arrête !
- 11) **Be quiet / Keep quiet !** Tais-toi !
- 12) **Pay attention !** Sois attentif !
- 19) **Behave yourself !** Tiens-toi bien
- 20) **Behave yourselves !** Tenez-vous bien !
- 21) **Sit up properly !** Tiens-toi correctement !
- 22) **Put it away !** Laisse-le !
- 23) **Line up properly !** Range-toi correctement !
- 24) **Let's go !** Allons-y !
- 25) **Settle down !** Installez-vous !
- 26) **Listen carefully.** Écoutez attentivement.
- 27) **Put your hand(s) up !** Levez la main !
- 28) **Do it again !** Recommencez !

In the classroom : En classe :

- 11) **Sit down / Stand up !** Asseyez-vous / Levez-vous !
- 12) **Move to the front.** Viens devant.
- 13) **Come here** Viens ici
- 14) **Go back to your seat(s).** Retournez à vos places.
- 15) **Be quick / Hurry up !** Dépêche-toi !
- 16) **Take your time !** Prends ton temps !
- 17) **Clean the board !** Efface le tableau !
- 18) **Come to the black board !** Viens au tableau !
- 19) **Take your books** Prenez vos livres
- 20) **Open / close your books** Ouvrez / Fermez vos livres
- 21) **Put your books away.** Ranger vos livres

responsabilités

- 14) **Open the window** Ouvrez la fenêtre
- 15) **Shut / close the window** Fermez la fenêtre
- 16) **Open the door** Ouvrez la Porte
- 17) **Shut / close the door** Fermez la Porte
- 18) **Switch the lights on !** Allumez la lumière !
- 19) **Switch off the light !** Éteignez la lumière
- 20) **Help yourself !** Servez-vous !
- 21) **Will you collect the French / Maths books ?**
Pouvez-vous ramasser les livres de français / de maths?
- 22) **Pupils on duty, will you collect the papers ?**
Les élèves de service, pouvez-vous ramasser les feuilles ?
- 23) **Pupils on duty, will you collect the papers ?**
Les élèves de service, pouvez-vous ramasser les feuilles ?
- 24) **Pupils on duty, give the papers back ?**
Les élèves de service, pouvez-vous rendre les feuilles ?
- 25) **Finish your work !** Terminez votre travail !
- 26) **Please throw your rubbish in the bin (or in the basket) !**
Jetez vos papiers à la poubelle !

Activité orale

- 12) **Listen carefully !** Ecoute attentivement !
- 13) **Listen to me !** Écoutez-moi !
- 14) **Look at the pictures !** Regarde les images !
- 15) **Look at me !** Regardez-moi !
- 16) **Let's move to the next page !** Tournons la page !
- 17) **Let's check together !** Vérifions ensemble !
- 18) **(Let's) Repeat ! / Say it again.** Répétez.
- 19) **No French.** Pas de français.
- 20) **Speak English.** Parle anglais.
- 21) **Speak up / louder !** Parle plus fort !
- 22) **Make a sentence** Fais une phrase.

Activité écrite

- 16) **Draw** dessinez **Read** lisez **Write** écrivez
- 17) **Stick the paper** Collez la fiche.
- 18) **Write it down neatly.** Ecrivez proprement.
- 19) **Fill in the chart.** Remplissez la grille.
- 20) **Cross out the wrong answer** Barrez la mauvaise réponse
- 21) **Cross out the right answer.** Barrez la bonne réponse.
- 22) **Colour the picture.** Coloriez l'image.
- 23) **Fold the paper.** Pliez le papier.
- 24) **Cut out along the line.** Découpez en suivant la ligne.
- 25) **Circle the appropriate word.** Entourez le mot exact.
- 26) **Use a pencil** Prenez un crayon à papier
- 27) **Use a pen** Prenez un stylo
- 28) **Use coloured pencils** Prenez des crayons de couleurs
- 29) **Use crayons** Prenez des crayons gras
- 30) **Use felt-tip pen** Prenez des feutres
- 31) **Use a biro [bai]** Prenez un bic

LV 13 :**English speaking countries/ Les pays de langue anglaise**

English is the national language in over 87 countries around the world:

United Kingdom



United States of America



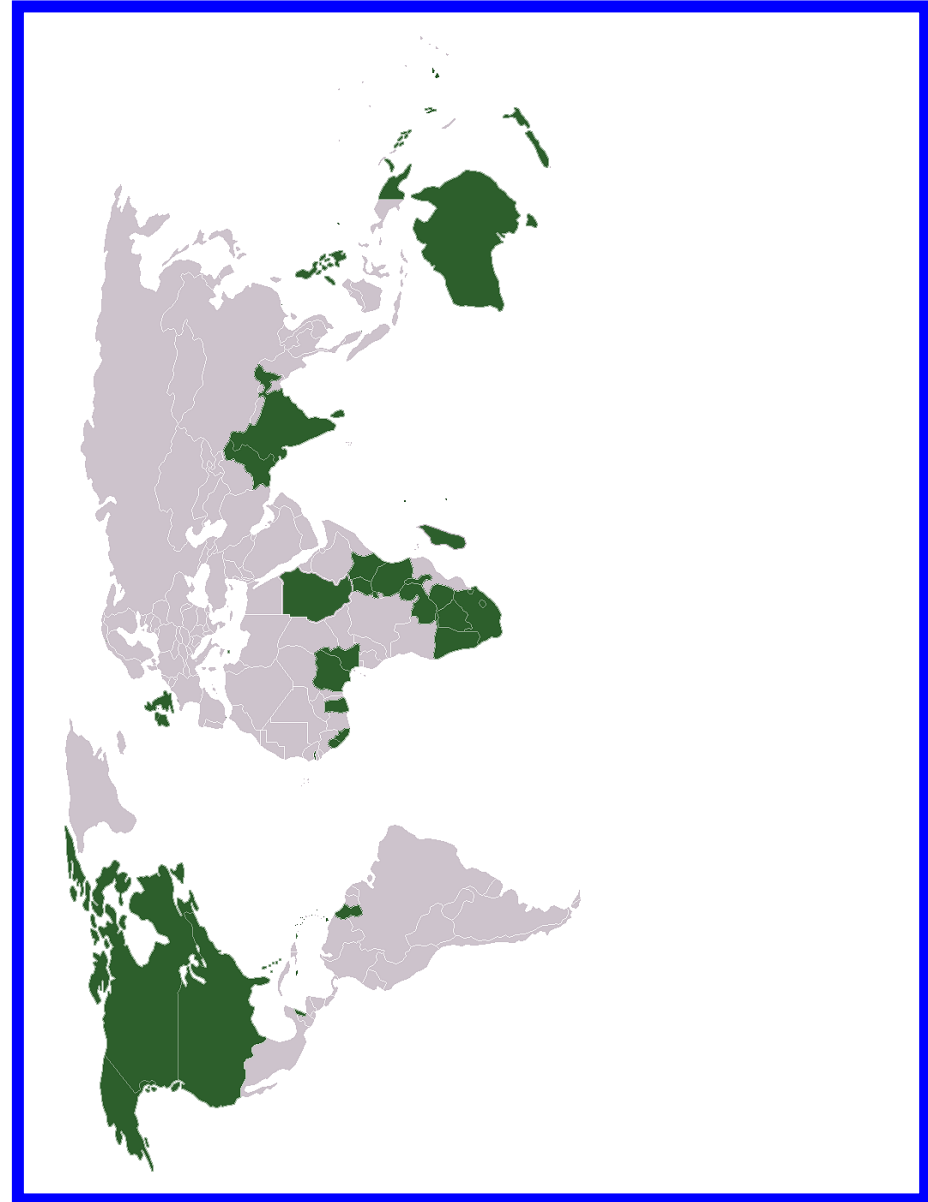
Canada



South Africa



India



NATIONAL ANTHEM OF GREAT BRITAIN**HYMNE NATIONAL DU ROYAUME-UNI :**

GOD SAVE THE QUEEN !	QUE DIEU PROTÈGE LA REINE !
Paroles en anglais	Traduction en français
<p>God save our gracious Queen, Long live our noble Queen, God save the Queen ! Send her victorious, Happy and glorious, Long to reign over us ; God save the Queen !</p> <p>O Lord, our God, arise, Scatter her enemies, And make them fall ! Confound their politics, Frustrate their knavish tricks, On Thee our hopes we fix, God save us all !</p>	<p>Que Dieu protège notre gracieuse Reine, Longue vie à notre noble Reine, Que Dieu protège la Reine ! Rends-la victorieuse, Heureuse et glorieuse ; Que soit long son règne sur nous, Que Dieu protège la Reine !</p> <p>Ô Seigneur, notre Dieu, surgis Disperse ses ennemis Et fais-les chuter ; Confonds leurs complots, Déjoue leurs conspirations de filou ! En Toi, nous mettons notre espoir ; Que Dieu nous protège tous !</p>

NATIONAL ANTHEM OF UNITED STATES OF AMERICA**HYMNE NATIONAL DES ETATS-UNIS D'AMÉRIQUE**

THE STAR-SPANGLED BANNER	LA BANNIÈRE ÉTOILÉE
Paroles en anglais	Traduction en français
<p>O say, can you see by the dawn's early light? What so proudly we hailed at the twilight's last gleaming?</p> <p>Whose broad stripes and bright stars through the perilous fight O'er the ramparts we watched were so gallantly streaming?</p> <p>And the rocket's red glare, the bombs bursting in air Gave proof through the night that our flag was still there.</p> <p>O, say does that star-spangled banner yet wave O'er the land of the free and the home of the brave?</p>	<p>Ô, dites-moi, voyez-vous aux premières lueurs de l'aube ? Ce que nous acclamions si fièrement aux dernières lueurs du crépuscule ?</p> <p>Dont les larges bandes et les étoiles brillantes, que durant la bataille périlleuse, Par-dessus les remparts nous regardions, flottaient si fièrement ?</p> <p>Et l'éclat rouge des fusées, les bombes explosant dans les airs, Prouvaient tout au long de la nuit que notre drapeau était toujours là.</p> <p>Ô, dites-moi, est-ce que la bannière étoilée flotte encore Sur la terre de la Liberté et la patrie des courageux ?</p>

CONJUGATION / CONJUGAISON**Subject personal pronouns
Les pronoms personnels sujets**

Subject personal pronouns are words used to take the place of **nouns**. [*Les pronoms personnels sujets sont des mots utilisés pour remplacer des noms*].

	English pronouns 	Pronoms français 
	I	je
	you	tu
	he <i>(remplace un nom masculin)</i>	il <i>(remplace un nom masculin)</i>
	she <i>(remplace un nom féminin)</i>	elle <i>(remplace un nom féminin)</i>
	it <i>(remplace un objet / un animal)</i>	il / elle <i>(remplace un objet / un animal)</i>
	we	nous
	you	vous
	they	ils / elles




CONJUGATION / CONJUGAISON**Subject personal pronouns
Les pronoms personnels sujets**


Subject personal pronouns are words used to take the place of **nouns**. [*Les pronoms personnels sujets sont des mots utilisés pour remplacer des noms*].

	English pronouns 	Pronoms français 
	I	je
	you	tu
	he <i>(remplace un nom masculin)</i>	il <i>(remplace un nom masculin)</i>
	she <i>(remplace un nom féminin)</i>	elle <i>(remplace un nom féminin)</i>
	it <i>(remplace un objet / un animal)</i>	il / elle <i>(remplace un objet / un animal)</i>
	we	nous
	you	vous
	they	ils / elles


CONJUGATION / CONJUGAISON

The present of *to be*
Le présent de *être*

to be 		<i>être</i> 
 <i>full form</i>	 <i>contracted form</i>	
I am	I'm	<i>je suis</i>
You are	You're	<i>tu es</i>
He is / She is / It is	He's / She' s / It' s	<i>il est / elle est</i>
We are	We're	<i>nous sommes</i>
You are	You're	<i>vous êtes</i>
They are	They're	<i>ils sont / elles sont</i>

 **Full forms** are used in "serious" situations (letters, novel). **They are very common in writing.**





[*Les formes pleines s'utilisent dans des situations plus "sérieuses" (lettres, roman). Elles sont très fréquentes à l'écrit.*]


 **Contracted forms** are used in dialogues. **They are very common in spoken.**

[*Les formes contractées s'utilisent dans des dialogues. Elles sont très fréquentes à l'oral.*]


CONJUGATION / CONJUGAISON

The present of *to be*
Le présent de *être*


to be 		<i>être</i> 
 <i>full form</i>	 <i>contracted form</i>	
I am	I'm	<i>je suis</i>
You are	You're	<i>tu es</i>
He is / She is / It is	He's / She' s / It' s	<i>il est / elle est</i>
We are	We're	<i>nous sommes</i>
You are	You're	<i>vous êtes</i>
They are	They're	<i>ils sont / elles sont</i>

 **Full forms** are used in "serious" situations (letters, novel). **They are very common in writing.**

[*Les formes pleines s'utilisent dans des situations plus "sérieuses" (lettres, roman). Elles sont très fréquentes à l'écrit.*]




 **Contracted forms** are used in dialogues. **They are very common in spoken.**

[*Les formes contractées s'utilisent dans des dialogues. Elles sont très fréquentes à l'oral.*]











			
1) To eat : manger	2) to drink boire	3) to cook cuisiner	4) to break casser
			
5) to count compter	6) to read lire	7) to paint peindre	8) to write écrire

			
9) to glue coller	10) to cut couper	11) to think penser	12) to understand comprendre
			
13) to speak parler	14) to dance danser	15) listen music écouter de la musique	16) to play an instrument jouer d'un instrument
			
17) to sing chanter	18) to sleep dormir	19) to dream rêver	20) to wake up se réveiller

			
21) to wait attendre	22) to walk marcher	23) to cross traverser	24) to run courir
			
25) to jump sauter	26) to go in entrer	27) to go out sortir	28) to watch tv regarder la télévision
			
29) to close fermer	30) to open ouvrir	31) to sit down s'asseoir	32) to stand up se lever

			
33) to go downstairs descendre	34) to go upstairs monter	35) to get dressed s'habiller	36) to get undressed se déshabiller
			
37) to win gagner	38) to lose perdre	39) to dive plonger	40) to swim nager
			
41) to call out appeler	42) to shoot crier	43) to clean down nettoyer	44) to wash laver

			
45) to wave saluer	46) to post a letter poster une lettre	47) to ride a bike faire du vélo	48) to look for chercher
			
49) to play video games jouer aux jeux video	50) to feed nourrir	51) to work travailler	52) to fly voler
			
53) to give a present offrir un cadeau	54) to rollerblade faire du roller	55) to laugh rire	56) to drive conduire

			
57) to argue se disputer	58) to repair réparer	59) to sky skier	60) to take photo prendre en photo
			
61) to surf the internet surfer sur le net	62) to fall tomber	63) to buy acheter	64) to kiss embrasser
			
65) to cry pleurer	66) to phone téléphoner		

INTRODUCTION

Discovery



Point

Look

Speak



Act


Listen

Put your hand up

You know some English !



A telephone – a guitar – a carrot – an onion



A television – an elephant – a giraffe – an ambulance

INTRODUCTION

Discovery



Point

Look

Speak



Act


Listen

Put your hand up

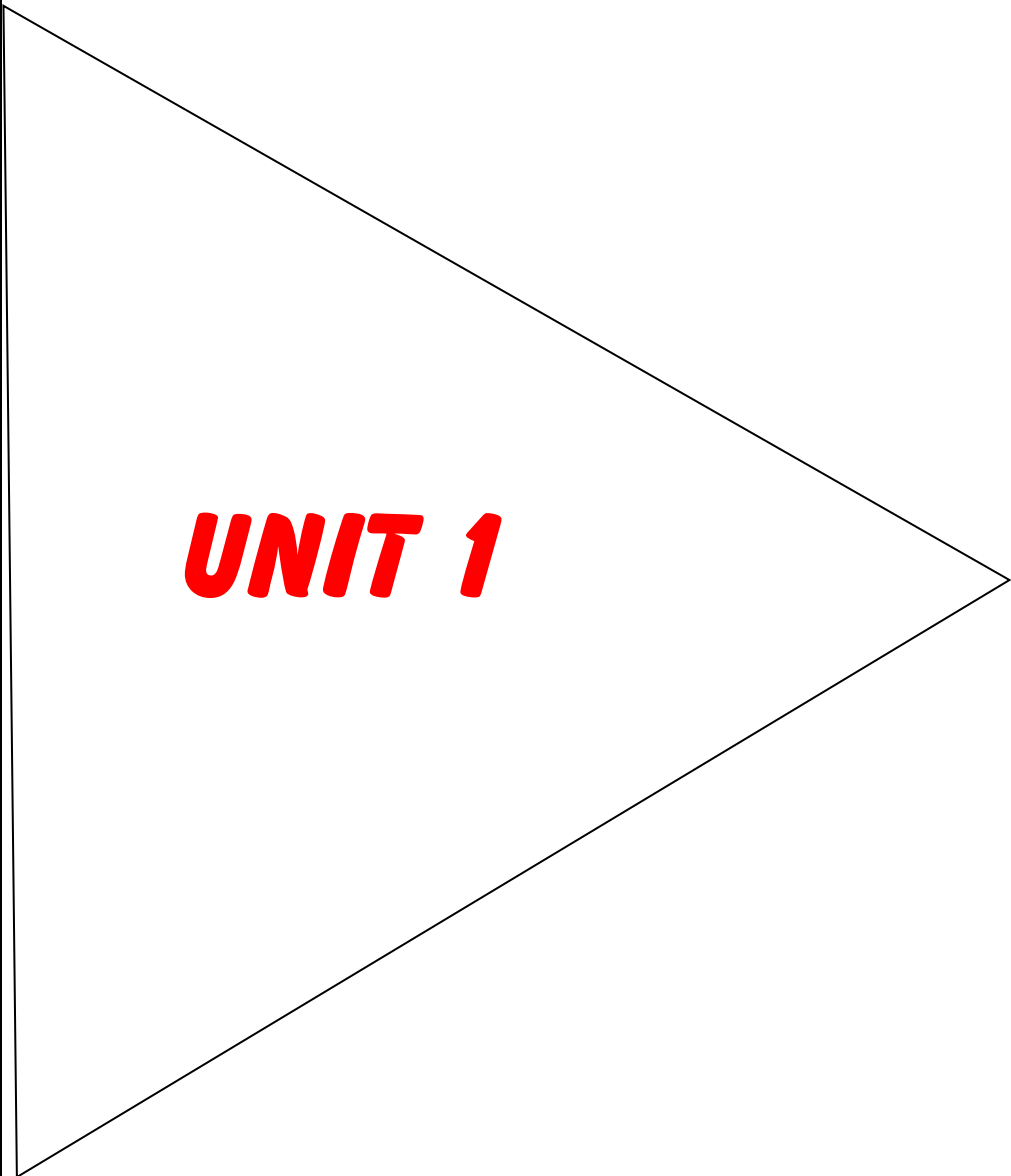
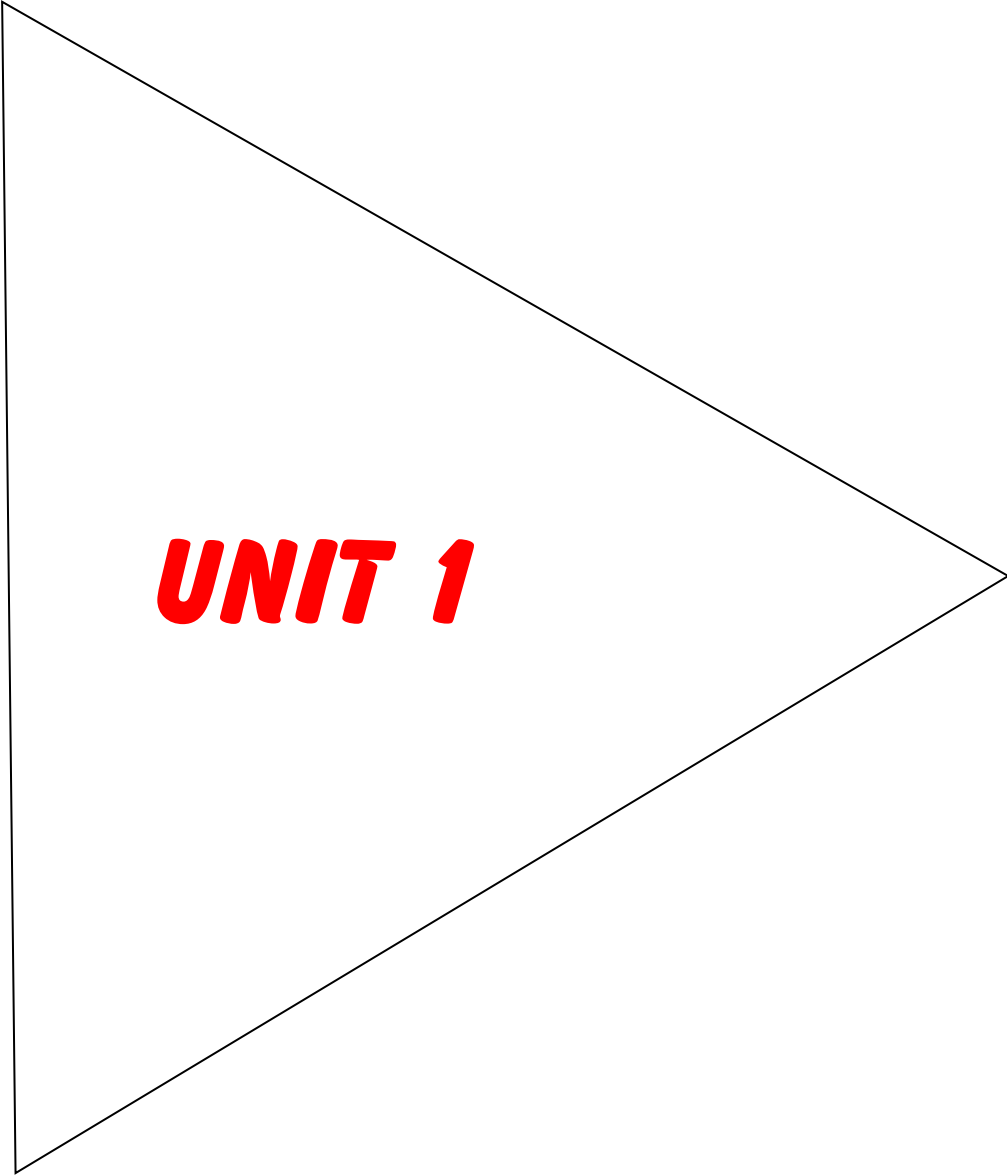
You know some English !



A telephone – a guitar – a carrot – an onion



A television – an elephant – a giraffe – an ambulance



PART 01**Hello ! What's your name ?**

- **Hi !**
- **Hello !**
- **What's your name ?**
- **My name is** Kate. And what 's your name ?
- **My name is** James. And this is my dog Rover.
- Oh ! Hello Rover.

The chant

- Hey **you** ! What's your name ?
- My name is **Kate**. I am **Kate**.
- **Kate** who ?
- **Kate Johnson**.
- Hello, **Kate** ! **Kate Johnson** !

Remember

I am...
A boy

I'm ...
a girl

PART 01**Hello ! What's your name ?**

- **Hi !**
- **Hello !**
- **What's your name ?**
- **My name is** Kate. And what 's your name ?
- **My name is** James. And this is my dog Rover.
- Oh ! Hello Rover.

The chant

- Hey **you** ! What's your name ?
- My name is **Kate**. I am **Kate**.
- **Kate** who ?
- **Kate Johnson**.
- Hello, **Kate** ! **Kate Johnson** !

Remember

I am...
A boy

I'm ...
a girl

PART 02**What's your phone number ?**

- **Eight, two, four, seven, five, nine...** Oh !
Kate's not home. Ok ! **Eight, two, four.**
Three, three, one, one, o.
- Hello !
- Hello ! Simon. It's James.
- Oh ! Hello James ! How are you ?
- I'm fine. **Thank you !** There's football on television on ten minutes. Come watch the game with me.
- Ok. No problem. See you soon. James.

The chant

One – two → Hello, you !
 Three – four → Point to the door !
 Five – six → Listen to this !
 Seven – Eight → Goodbye, Kate !
 Nine – Ten → Do it again !

PART 02**What's your phone number ?**

- **Eight, two, four, seven, five, nine...** Oh !
Kate's not home. Ok ! **Eight, two, four.**
Three, three, one, one, o.
- Hello !
- Hello ! Simon. It's James.
- Oh ! Hello James ! How are you ?
- I'm fine. **Thank you !** There's football on television on ten minutes. Come watch the game with me.
- Ok. No problem. See you soon. James.

The chant

One – two → Hello, you !
 Three – four → Point to the door !
 Five – six → Listen to this !
 Seven – Eight → Goodbye, Kate !
 Nine – Ten → Do it again !

PART 03**How old are you ?**

- Hello Simon !
- Hi Kate ! What's up ?
- It's my birthday **today**.
- Happy birthday ! **Happy Birthday to you**. Happy Birthday to you. Happy Birthday to you Kate. Happy Birthday to you. **How old are you ?**
- **I'm eight**. Come to my party **tomorrow**.
- Ok ! Great ! See you tomorrow Kate. **Bye-bye !**
- **Goodbye !**

The chant

- I'm **8** today.
- 8** today.
- It's my birthday.
- I'm 8** today.
- 8** today.
- It's a happy happy day !
- Happy birthday ! Happy **birthday** to you **kate**!

PART 03**How old are you ?**

- Hello Simon !
- Hi Kate ! What's up ?
- It's my birthday **today**.
- Happy birthday ! **Happy Birthday to you**. Happy Birthday to you. Happy Birthday to you Kate. Happy Birthday to you. **How old are you ?**
- **I'm eight**. Come to my party **tomorrow**.
- Ok ! Great ! See you tomorrow Kate. **Bye-bye !**
- **Goodbye !**

The chant

- I'm **8** today.
- 8** today.
- It's my birthday.
- I'm 8** today.
- 8** today.
- It's a happy happy day !
- Happy birthday !
- Happy **birthday**
- To you **kate**!

PART 04
What is it ?

- Hello Simon !
- Hello Kate ! Happy birthday !
- Oh ! A present ! Thank you. **What is it ?**
- **Open** it and **look** !
- Oh! **It's a book !** Thank you. **Thank you very much !** Come on meet my friends. **This is** bill. This is Rebecca... and this is Jonathan.
-

The chant

- What is it ? What is it ?
- Open and look !
- It's a **book** !
- What is it ? What is it ?
- Open and **see** !
- It's a **C.D.** !

PART 04
What is it ?

- Hello Simon !
- Hello Kate ! Happy birthday !
- Oh ! A present ! Thank you. **What is it ?**
- **Open** it and **look** !
- Oh! **It's a book !** Thank you. **Thank you very much !** Come on meet my friends. **This is** bill. This is Rebecca... and this is Jonathan.
-

The chant

- What is it ? What is it ?
- Open and look !
- It's a **book** !
- What is it ? What is it ?
- Open and **see** !
- It's a **C.D.** !

PART 05:
CIVILIZATION
Hallowe'en

Welcome to the Hallowe'en party !

- Hello ! I am Rachel, the witch.
- I am Russel, the crow ...
- I am the cat. My name is Griff.
- I am the bat ... not Batman ... the bat ...
- And I am the spider ... not Spiderman ... the spider ...
- I am the rat. I am Harry the rat.
- I'am the ghost. I am the phantom ...
- I am the skeleton ... Count my bones !

PART 05:
CIVILIZATION
Hallowe'en

Welcome to the Hallowe'en party !

- Hello ! I am Rachel, the witch.
- I am Russel, the crow ...
- I am the cat. My name is Griff.
- I am the bat ... not Batman ... the bat ...
- And I am the spider ... not Spiderman ... the spider ...
- I am the rat. I am Harry the rat.
- I am the ghost. I am the phantom ...
- I am the skeleton ... Count my bones !

PART 05:
CIVILIZATION
Hallowe'en

Welcome to the Hallowe'en party !

- Hello ! I am Rachel, the witch.
- I am Russel, the crow ...
- I am the cat. My name is Griff.
- I am the bat ... not Batman ... the bat ...
- And I am the spider ... not Spiderman ... the spider ...
- I am the rat. I am Harry the rat.
- I'am the ghost. I am the phantom ...
- I am the skeleton ... Count my bones !

PART 05:
CIVILIZATION
Hallowe'en

Welcome to the Hallowe'en party !

- Hello ! I am Rachel, the witch.
- I am Russel, the crow ...
- I am the cat. My name is Griff.
- I am the bat ... not Batman ... the bat ...
- And I am the spider ... not Spiderman ... the spider ...
- I am the rat. I am Harry the rat.
- I am the ghost. I am the phantom ...
- I am the skeleton ... Count my bones !

PART 06:
SING A SONG

Morning has broken

Morning has broken
Like the first Morning
Blackbird has spoken
Like the first bird.
Welcome the morning
Someone is calling
Hello, good morning
Hello, my friend.

Morning has broken
Like the first morning
Blackbird has spoken
Like the first bird.
My name is Simon
I am Pleased to meet you
Hello, good morning
And what's your name ?

Adapted from a traditional song
By Micro-Climate

PART 06:
SING A SONG

Morning has broken

Morning has broken
Like the first Morning
Blackbird has spoken
Like the first bird.
Welcome the morning
Someone is calling
Hello, good morning
Hello, my friend.

Morning has broken
Like the first morning
Blackbird has spoken
Like the first bird.
My name is Simon
I am Pleased to meet you
Hello, good morning
And what's your name ?

Adapted from a traditional song
By Micro-Climate



PÉRIODE 2



PÉRIODE 2

PART 01

Colours

- Hi ! James !
- Good Morning Kate !
- The **sky** is blue ! Let's go out with my new ball !
- Waouh ! **Green ! Red ! Yellow ! Orange ! White !**
Five colours !
- Yes ! It's a birthday present.
- Come on ! Let's go !


The chant

Red and blue
You mix the two...
VIOLET !

Red and white
What do you think ?
PINK


Yellow and red
Not so strange...
ORANGE !

Yellow and blue
To make...
GREEN ! Seen ?

black 

red 


pink 

green 

brown 

white 

blue 

yellow 

orange 

purple 

grey 

PART 02**Nature**

- Hello !
- Come with us ! Let's play football on the **grass** !
(...)
- Watch out !
- Oh no ! Not in the **flowers** !
(...)
- Watch out !
- Oh no ! Not in the **river** !
(...)
- Watch out !
- Oh no ! Not in the **tree** !
- To late !

The chant

Is it red, orange, yellow ?
I don't know !
Green, blue, indigo ?
I don't know !
Violet ? Yes !
It's a **rainbow** you can see !
It's a rainbow !

From the **mountain** to the **sea**,
From the **valley** to the **hill**,
It's a rainbow you can see !
It's a rainbow I can see !

PART 03
feelings

- Hi ! James ! **How are you ?**
- Not well ! I'm looking for Rover.
- Maybe is on the street.
- I know and **I'm worried.** I like him a lot.
- Or maybe is on the park.
- I hope is safe.
- Oh look ! there's Rover.
- He's playing hyde and seek
- **I'm glad.** Rover. Good dog. Good. **I'm so happy.**

The chant

It's a grey grey place
I am sad sad sad
It's a black black night
And **I'm scared...**
It's a rainy rainy day
We feel sad sad sad
We feel bad ...
We feel bad ...

PART 04
animals

- You're right Rover. This lion is enormous.
- Look at the monkey. They making faces. It's funny.
- Come and see the bears.
- I prefer snakes.
- Yurk ! I hate snakes. I like dolphins.
- Ok ! Let's split up and met on ten minutes.

The chant

A yellow buffalo
Sitting on a rainbow
It doesn't exist ?
It doesn't

A long white snake
In a small small lake
It doesn't exist ?
It doesn't !

A blue kangaroo
Speaking to you
It doesn't exist ?
It doesn't.

Remember

A crocodile	a snake	a lion	a rhinoceros
a hippopotamus	a monkey	a zebra	a bear
a dolphin			
I like	I prefer	I hate	

PART 05
CIVILIZATION
Christmas

I saw three ships come sailing in
On christmas day, on Christmas day,
I saw three ships come sailing in
On christmas day in the morning.

PART 06
SING A SONG
colours

Red blue white
Like in the French flag
Like in the Union Jack
Blue red and white
Red white and blue.

Green like Hyde Park
Greenwich, Saint James's Park
Yellow when the sun shines
Grey with the fog
Black in the night

Rap

Red and blue you mix the two
VIOLET
Red and white what do you think ?
PINK
Yellow and red, not so strange ...
ORANGE
Yellow and blue to make ?
GREEN seen !!!

Written by Micro-Climate



PÉRIODE 3

PART 01**Let's have breakfast**

- Good morning mum !
- I'm late.
- See you tonight Simon.
- Your breakfast mum.
- I'm not hungry.
- Come on mum ! Breakfast is important !
- You're right.
- Do you want **tea** or **coffee**. **Bacon** and **eggs**. **Crumpets** with **honey**. **Milk** ? **cereals** ?
- I prefer **orange juice**. Some **toast** with **butter** and **jam**.
- Ok mum. Let's eat.

The chant

I want some **toast**
Jam and **marmalade**.
I want some **beans**,
Some **honey**,
Fruit juice and **chocolate**.
How sweet !

I want **bacon**
A cheese **omelette**
Bread and **butter**.
How savoury !

Remember

Tea, coffee, milk, fruit, juice, chocolate. bacon and eggs,
beans, toast, butter, jam, cereals, honey, bread.
Do you want ... ?

PART 02

Let's have a shower

- Time for a shower !
- I have some new today
- So what ! Hurry up.
- All right Dad !

- I wash my face, I wash my neck, I wash my hands, I wash my arms and my belly ! I wash my legs, I wash my feet.
- Hello mum ! I just have a shower.
- How ? There's no water !
- Woops !

The chant

I wash **my face**
My eyes, my nose,
I wash **my ears,**
I scrub **my knees**
Uh Huh
Oh Yeaaa
I brush **my teeth,**
I comb **my hair**
And one more time...

Remember

My face, my nose, my legs, my belly, my hair, my arms, my back, my knees, my eyes, my ears

One foot – two feet
One tooth – two teeth

PART 03**Let's get dressed**

- Kate ! James and Simon are waiting for you !
- What can I put on ? My red skirt ? My yellow socks ? My orange trousers ? My blue dress ?
- Hurry up Kate !
- My green T-shirts ? A pullover ?
- Kate !
- Let's get a coat... Ok ! I'm coming.
- That's strange !
- What about your shoes ?
- It still have your slip on your feet.

The chant

What shall I wear ?
It's wet out there ...
Very rainy rainy day
Jeans, pullover, scarf and boots
Underneath my big raincoat.

What shall I wear ?
It's hot out there ...
Very sunny sunny day
Welcome tee-shirts, shorts, and hat,
Skirts and sandals... Here I come !

Remember

A dress, a skirt, a coat, a raincoat, a pullover, trousers, shorts,
shoes, hot, cold, sunny, rainy

PART 04**Let's go shopping**

- Let's go shopping !
- I have a list for my mum : five potatoes, once lettuce, four carrots, fish and some cheese.
- I love this chocolate.
- Let's buy some.
- I like this sweets.
- Let's buy them and some limonade.
- How much is it ?
- Five Pounds, ten pences.

- Have you got my shopping ?
- Sorry mum. The store was closed.
- Ok. Then, where is my money ?
- Oh oh !

The chant

You say peas
I say carrots

You say eggs
I say fish and chips

Uh huh
H yeaaa

And the dessert ?
Apples, grapes,
Cherries or pears ...
It's up to you !

Remember

Sweets , lemonade, potatoes , lettuce, cheese

Fish and chips, an apple, a banana, a melon, on orange

PART 05
CIVILIZATION
Carnival

One week, two weeks
Or the weekend,
We wait a year
To give the cheer :
" Carnival's here !
Get ready !
Carnival's here !
Costumes, music,
Food and drink,
Everybody, come
And feel the atmosphere !
Get ready !
Carnival's here !"

PART 06
SING A SONG
Doh, re and me

One more song for today
Let's do it the same old way
A little bit of doh, re, mi
A little bit of re, mi, fa
A little bit of me.
Another song, another day.

Another day, another song
Same song, different day.
A little bit of doh, re, mi
A little bit of re, mi, fa
A little bit of me.
One more song, another day.

Sing your song just for me
Let's sing it the same old way
A little bit of doh, re, mi
A little bit of re, mi, fa
A little bit of me.
Just a song for today.

...

Just a song for today.

Written by Micro-Climate



PÉRIODE 4

PART 01
Hobbies

- Kate ! Hello. Where are you going ?
- Hi James. You remember my friend Rebecca ?
- We go dancing. It's our favourite hobby.
- I'm bringing cycling. It's my favourite hobby.
- Hi Kate, Rebecca. Hi James. I can't stop. I'm late. I'm going to the cinema.
- Enjoy yourself. Bye !
- Bye ! Bye Everybody !

The chant

What's your favourite hobby, Ben ?
What's your favourite hobby ?
I like walking,
I like running,
I like sailing on the sea.

What's your favourite hobby, Jane ?
What's your favourite hobby ?
I like singing,
I like acting,
I like swimming in the sea.

Remember

My favourite hobby (my favourite hobbies)
I like running dancing singing
 walking cycling swimming
 going to the cinema acting

PART 02
Sports

- Quick ! Give me the ball. I can score.
- OK !
- Let me shoot !
- Go !
- Great Kate ! Brilliant Kate ! You a goal player !
- Come on ! Let's do it again for the team.
- I'm tired ! My leg hurts. You can do it again.

The chant

On your marks ...
Get set ...
Go !!!

Here we are
Running on the track
Run, run, run,
Not so slow !
Run, run, run,
Faster, faster !
Here we go !

Remember

A ball, a goal, a player, a team, shoot, score, basketball,
skiing, football, tennis, individual sport, collective sport

PART 03**Let's warm up !**

- One, two, three, four ! Jump ! Pop ! Turn around.
- One and two, and three and four ! Sit down ! stand up !
One, two ! Move Forward ! Three, four ! Move backward !
Turn to the right ! Turn to the left ! Claps your hands ! One
and two, and three and four ! Come on James ! Touch
your toes !
- Oh ! I'm tired Ben.
- When do he stop ? I'm tired to.
- Simon says stop now.

The chant

Simon says, Simon says ...
Any way you want to go
But only go when Simon says.
Who is Simon ? I don't know !
Who is Simon ? We will know !

Remember

Stand up	sit down
jump up	turn around
turn to the right	turn to the left
move forward	move backward
clap your hands	touch your toes

PART 04
Music

- I need an instrument to the music class.
- What instrument to you want to play ?
- Why not the trumpet ?

- Oh ! I don't know Simon. Let try the violin.

- Isn't it great ?
- I don't think that a good idea. Why not drums ?

- I love it !
- That terrible ! I think I have what you need.

- Wonderfool ! We'll take it !

The chant

I am the music man
I come from down your way
What can you play ?
What can you play ?
I can play the piano
Piano, piano
I can play the piano
Pia, piano.
Pia, pia, piano
Piano, piano.
Pia, pia, piano.
Pia, piano.

Remember

What can you play ? I can play the violin.
Piano, cymbals, drums, trumpet, clarinet, triangle, guitar.

PART 05
CIVILIZATION
typical sports

PART 06
SING A SONG
Who is Simon ?

Simon says, Simon says :
Any way you want to go
But only go when Simon says.
Who is Simon ? I don't know !
Who is Simon ? We will know !

Simon says : jump up, turn around !
Simon says : move to the left !
Simon says : move to the right !
Touch something red,
Touch something blue !
But Simon didn't say to you !

Any way you want to go,
Who is Simon ? I don't know !
Which way do I want to go ?
Simon says : run to the wall !
Simon says : touch the ground !
Sit down !
But Simon didn't say to you !

Who was Simon ? We don't know !
He is Simon, now we know !
She is Simon, now we know !

Written by Micro-Climate



PÉRIODE 5

PART 01**The days of the week**

- Simon ! James ! I've got a new DVD ! Do you want to watch it with me after school ?
- I can't ! I go swimming on Mondays.
- What about tomorrow ?
- Tuesday ? Impossible ! I have my tennis lesson.
- Oh ! No ! On Wednesday, I go dancing and I'm busy on Thursday and Friday.
- Maybe next weekend.
- I'm going to the mountains on Saturday and Sunday.
- Ok forget it !
- Let's try next week !

The chant

Working
 Working on Monday
 Working
 Working on Tuesday
 I've been working
 Monday, Tuesday, Wednesday
 Thursday, Friday,
 Weekend, time to play !
 Playing
 Playing on Saturday
 Playing
 Playing on Sunday.

Remember

A week, a weekend

monday : lundi
tuesday : mardi
wednesday : mercredi
thursday : jeudi

friday : vendredi
saturday : samedi
sunday : dimanche

PART 02**The months of the year**

- It's Rebecca's birthday next month if I remember well.
- No ! It's in july !
- What month is it now ?
- Last month is april. And now is May !
- Don't you remember your calendar ! April ... May... June ... July ... August ... September October ... November ... December ... And that January ... February ... March ... Repeat after me !
- January ...

The chant

Thirty (30) days are in
September,
April, June and in November,
All the rest has thirty-one (31)
Except February alone
Which has twenty-eight (28)
Days clear
And twenty-nine (29)
In each leap year.

Remember

A month, a year

January : janvier
February : février
March : mars
April : avril
May : mai
June : juin

July : juillet
August : août
September : septembre
October : octobre
November : novembre
December : décembre

PART 03**What's the weather like ?**

- Eight... two .. four ... nine... four.. six. Six.. eight.
- Hello ! Hi James. It's Simon. I've you seen the weather ?
- No ? What is it like ?
- It's bad weather ! The sky is grey and cloudy. It's windy.
It's cold and it's raining. Look outside.
- Yes ! I see! Not good for skateboarding.
- Come over here ! Weecan play with my electric transat.
- All right ! I'm coming now !

The chant

I say chilly
And you say cold
You say it's cold
Very cold and it's snowing.
Uh huh
Oh yeaaa
And one more time
And it's your turn !

Remember

What's the weather like ?
The sun is shining.
It's cloudy, windy, cold, rainin, snowing, chilly, warm, hot.

PART 04**What's the season ?**

- Guess the season ? Birds are singing. The weather is nice and flowers are coming out. What is it ?
- It's spring !
- I visit children in winter when it's snowing. I wear a white and black coat. Who am I ?
- Father Christmas !
- It's the first devil in autumn. Children disguise themselves and his colours are orange and black. What is it ?
- It's Halloween !
- Ok ! But for now it's summer. So let's go outside and have fun !
- Happy summer holidays !

The chant

Round and round
Go the seasons
Spring is over
Summer is here
Summer's finished
Autumn appears
Autumn's leaving
Winter begins
Winter has gone
Spring is back here.
Round and round
Go the seasons.

Remember

The four seasons : spring, summer, autumn, winter.

Round and round

Go the seasons.

PART 05
CIVILIZATION
a weekend in London

PART 06
SING A SONG

Hi ! Good morning !

Hi ! Good morning !
The sun is rising
Birds are singing
Hi ! Good morning !













Good afternoon !
The sun is shining
Birds are flying
Good afternoon !

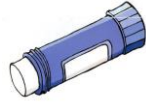




Hey, good evening !
The sun is setting
Birds are leaving
Hey, good evening !

Goodnight, my friend !
The moon is shining
Birds are sleeping
Goodnight, my friend !

Written by Micro-Climate

le matériel de la classe

		
1) a book : un livre	2) an exercise book a copy book un cahier d'exercice	3) a pencil case une trousse
		
4) a pencil un crayon à papier	5) a pencil sharpener un taille à crayon	6) a pen un stylo
		
7) a fountain pen un stylo à plume	8) 3 cartridges 3 cartouches	9) a rubber une gomme
		
10) a ruler une règle	11) colouring pencils des crayons de couleurs	12) colouring felt pens des feutres

		
13) scissors des ciseaux	14) glue de la colle	15) colouring crayons des crayons gras
		
16) a highlighter pen un feutre fluo	17) sellotape un ruban adhésif	18) a sheet of paper une feuille blanche
		
19) a paintbrush un pinceau	20) a paintbox : un boîte de peinture	21) a paper basket une corbeille à papier
		
22) a stapler une agrafeuse	23) staples des agrafes	24) a blackboard un tableau
		27) a video projector/a screen un video projecteur/ un écran
25) a chair une chaise	26) a table une table	

les consignes

Discipline La discipline générale

- 1) **Get into pairs** Mettez-vous par deux
- 2) **Get into group of three.** Mettez-vous par trois.
- 3) **Take off your coats !** Enlevez vos manteaux !
- 4) **Let's go in !** Entrez en classe ! (Entrez !)
- 1) **Hurry up !** Dépêchez-vous !
- 2) **Stop fidgeting !** Arrête de remuer !
- 3) **Stop talking !** Arrête de parler !
- 4) **Stop it !** Arrête !
- 5) **Be quiet / Keep quiet !** Tais-toi !
- 6) **Pay attention !** Sois attentif !
- 5) **Behave yourself !** Tiens-toi bien
- 6) **Behave yourselves !** Tenez-vous bien !
- 7) **Sit up properly !** Tiens-toi correctement !
- 8) **Put it away !** Laisse-le !
- 9) **Line up properly !** Range-toi correctement !
- 10) **Let's go !** Allons-y !
- 11) **Settle down !** Installez-vous !
- 12) **Listen carefully.** Écoutez attentivement.
- 13) **Put your hand(s) up !** Levez le doigt !

In the classroom : En classe :

- 1) **Sit down / Stand up !** Asseyez-vous / Levez-vous !
- 2) **Move to the front.** Viens devant.
- 3) **Come here** Viens ici
- 4) **Go back to your seat(s).** Retournez à vos places.
- 5) **Be quick / Hurry up !** Dépêche-toi !
- 6) **Take your time !** Prends ton temps !
- 7) **Clean the board !** Efface le tableau !
- 8) **Take your books** Prenez vos livres
- 9) **Open / close your books** Ouvrez / Fermez vos livres
- 10) **Put your books away.** Ranger vos livres

responsabilités

- 1) **Open the window** Ouvrez la fenêtre
- 2) **Shut / close the window** Fermez la fenêtre
- 3) **Open the door** Ouvrez la Porte
- 4) **Shut / close the door** Fermez la Porte
- 5) **Switch the lights on !** Allumez la lumière !
- 6) **Switch off the light !** Éteignez la lumière
- 7) **Help yourself !** Servez-vous !
- 8) **Will you collect the French / Maths books ?**
Pouvez-vous ramasser les livres de français / de maths?
- 9) **Pupils on duty, will you collect the papers ?**
Les élèves de service, pouvez-vous ramasser les feuilles ?
- 10) **Pupils on duty, will you collect the papers ?**
Les élèves de service, pouvez-vous ramasser les feuilles ?
- 11) **Pupils on duty, give the papers back ?**
Les élèves de service, pouvez-vous rendre les feuilles ?
- 12) **Finish your work !** Terminez votre travail !
- 13) **Please throw your rubbish away !**
Jetez vos papiers à la poubelle !

Activité orale

- 1) **Listen carefully !** Ecoute attentivement !
- 2) **Listen to me !** Écoutez-moi !
- 3) **Look at the pictures !** Regarde les images !
- 4) **Look at this ! at the board !** Regardez cela/ au tableau !
- 5) **Let's move to the next page !** Tournons la page !
- 6) **Let's check together !** Vérifions ensemble !
- 7) **(Let's) Repeat ! / Say it again.** Répétez.
- 8) **No French.** Pas de français.
- 9) **Speak English.** Parle anglais.
- 10) **Speak up / louder !** Parle plus fort !

Activité écrite







- 1) **Stick the paper** Collez la fiche.
- 2) **Write it down neatly.** Ecrivez proprement.
- 3) **Fill in the chart.** Remplissez la grille.
- 4) **Cross out the wrong answer** Barrez la mauvaise réponse
- 5) **Cross out the right answer.** Barrez la bonne réponse.
- 6) **Colour the picture.** Coloriez l'image.
- 7) **Fold the paper.** Pliez le papier.
- 8) **Cut out along the line.** Découpez en suivant la ligne.
- 9) **Circle the appropriate word.** Entourez le mot exact.
- 10) **Use a pencil** Prenez un crayon à papier
- 11) **Use a pen** Prenez un stylo
- 12) **Use coloured pencils** Prenez des crayons de couleurs
- 13) **Use crayons** Prenez des crayons gras
- 14) **Use felt-tip pen** Prenez des feutres
- 15) **Use a biro [bai]** Prenez un bic

Verbs











			
1) To eat : manger	2) to drink boire	3) to cook cuisiner	4) to break casser
			
5) to count compter	6) to read lire	7) to paint peindre	8) to write écrire

			
9) to glue coller	10) to cut couper	11) to think penser	12) to understand comprendre
			
13) to speak parler	14) to dance danser	15) listen music écouter de la musique	16) to play an instrument jouer d'un instrument
			
17) to sing chanter	18) to sleep dormir	19) to dream rêver	20) to wake up se réveiller

			
21) to wait attendre	22) to walk marcher	23) to cross traverser	24) to run courir
			
25) to jump sauter	26) to go in entrer	27) to go out sortir	28) to watch tv regarder la télévision
			
29) to close fermer	30) to open ouvrir	31) to sit down s'asseoir	32) to stand up se lever
















			
33) to go downstairs descendre	34) to go upstairs monter	35) to get dressed s'habiller	36) to get undressed se déshabiller
			
37) to win gagner	38) to lose perdre	39) to dive plonger	40) to swim nager
			
41) to call out appeler	42) to shoot crier	43) to clean down nettoyer	44) to wash laver

			
45) to wave saluer	46) to post a letter poster une lettre	47) to ride a bike faire du vélo	48) to look for chercher
			
49) to play video games jouer aux jeux video	50) to feed nourrir	51) to work travailler	52) to fly voler
			
53) to give a present offrir un cadeau	54) to rollerblade faire du roller	55) to laugh rire	56) to drive conduire



















			
57) to argue se disputer	58) to repair réparer	59) to sky skier	60) to take photo prendre en photo
			
61) to surf the internet surfer sur le net	62) to fall tomber	63) to buy acheter	64) to kiss embrasser
			
65) to cry pleurer	66) to phone téléphoner		



(le poisson / la viande, les boissons, les noms des plats, les repas de la journée)

Vegetables




	an artichoke		tomato
	An asparagus		radish
	An eggplant (US) An aubergine (UK)		potato
	carrot		Pepper / capsicum
	mushroom		leek
	cauliflower		pepper
	Courgette (UK) Zucchini (US)		onion
	salad		










Fruits



	apricot		grapes
	pineapple		apple
	avocado		pear
	banana		peach
	lemon		watermelon
	date		orange
	strawberry		coconut
	raspberry		walnut
	kiwi		melon

	croissant
	cake

	coffee
	Orange juice
	milk
	wine

	sweet
	sweet
	sweet

	(potato) crisps (UK) (potato) chips (US)
	chocolate
	sandwich
	sausage
	leg
	chiken
	Ham
	cheese (camembert)
	cheese (gruyère)

	Ice cream
	cake

LESSON 17**Civilization : carnival**

- One week, two weeks
 - Or the weekend,
 - We wait a year
 - To give the cheer :
 - " Canrnival's here !
 - Get ready !
 - Carnival's here !
 - Costumes, music,
 - Food and drink,
 - Everybody, come
 - And feel the atmosphere !
 - Get ready !
 - Carnival's here ! "
-

Connaître les nombres

0 : zero	13 : thirteen	30 : Thirty
1 : one	14 : fourteen	40 : Forty
2 : two	15 : fifteen	50 : fifty
3 : three	16 : sixteen	60 : sixty
4 : four	17 : seventeen	70 : seventy
5 : five	18 : eighteen	80 : eighty
6 : six	19 : nineteen	90 : ninety
7 : seven		
8 : eight	20 : Twenty	100 : one hundred
9 : nine	21 : Twenty-one	200 : two hundred
10 : ten	22 : Twenty-two	
11 : eleven	23 : Twenty-three	1 000 : one thousand
12 : twelve	24 : Twenty-four	

Utiliser les nombres

Le calcul :

$$8 + 2 = 10 : \quad 8 \text{ plus } 2 \text{ equals } 10$$

$$9 - 3 = 6 : \quad 9 \text{ minus } 3 \text{ equals } 6$$

$$7 \times 3 = 21 : \quad 7 \text{ times } 3 \text{ equals } 21$$

ou 7 **multiplied by** 3 **equals** 21

$$20 : 4 = 5 \quad 20 \text{ divided by } 4 \text{ equals } 5$$

$$9 > 5 : \text{ nine } \text{is greater than} \text{ five}$$

$$2 < 4 : \text{ two } \text{is less than} \text{ four}$$

$\frac{1}{2}$: one half

$\frac{2}{3}$: two thirds

$\frac{3}{4}$: three quarters

$\frac{6}{5}$: six fifths

$\frac{7}{12}$: seven twelfths

$\frac{1}{10}$: one tenth

$\frac{1}{100}$: one hundredth

0,1 : (zero) point one

2,5 : two point five

6,03 : six point zero three

Classer, ranger

Généralement, on forme le nombre ordinal à partir du nombre cardinal, auquel on ajoute '-th'

Exemple: 7 = seven => 7^e = seventh

Mais, il y a beaucoup d'exceptions.

1 ^{er} : first	13 ^{ème} : thirteenth	30 : Thirtieth
2 ^{ème} : second	14 ^{ème} : fourteenth	40 : Fourtieth
3 ^{ème} : third	15 ^{ème} : fifteenth	50 : fiftieth
4 ^{ème} : fourth	16 ^{ème} : sixteenth	60 : sixtieth
5 ^{ème} : fifth	17 ^{ème} : seventeenth	70 : seventieth
6 ^{ème} : sixth	18 ^{ème} : eighteenth	80 : eightieth
7 ^{ème} : seventh	19 ^{ème} : nineteenth	90 : ninetieth
8 ^{ème} : eighth		
9 ^{ème} : ninth	20 : Twentieth	100 : one hundredth
10 ^{ème} : tenth	21 : Twenty- first	200 : two hundredth
11 ^{ème} : eleventh	22 : Twenty- second	
12 ^{ème} : twelfth	23 : Twenty- third	
	24 : Twenty- fourth	

The Alphabet song

(connaître les lettres de l'alphabet)

The spelling song

(épeler des mots)

The family song

(Les membres de la famille)